

Infrastructure Investment and Jobs Act (IIJA)

March 2022



IJA Essentials

- Signed into law on November 15, 2021
- Covers five years (FY 2022-2026)
- \$1.2 trillion total investment in a broad range of types of infrastructure
 - Transportation
 - Water and Wastewater
 - Energy
 - Resiliency
 - Broadband
 - Aviation and Ports
 - Other




IIJA Guaranteed Transportation Funding

IIJA Guaranteed Transportation Funding (HTF + Advanced Appropriations) over 5 years	Amount
HTF Baseline Funding [Last year of the FAST Act \$58.7B x 5 years]	\$293.5B
New IIJA spending	\$274.0B
TOTAL*	\$567.5B


* Preliminary calculation from the Association of Metropolitan Planning Organizations. Due to overlapping programs managed by various federal agencies, this number may not align with calculations made by other organizations. ARC staff are attempting to replicate and understand the different totals and will update this slide as necessary.



IJA in a Nutshell



- Significant increases in funding for existing transportation programs (surface transportation block grants; transit formula programs, etc.)



- Large new programs covering a broad range of areas, such as climate change, equity and complete streets programs. Some are formula programs, but many are competitive discretionary programs. Proactive and thoughtful planning will be required to access and maximize the potential of these funds.

<https://www.transit.dot.gov/regulations-and-programs/transportation-planning/2021-planning-emphasis-areas>



Georgia Formula Program Apportionments (FHWA)

COMPARISON OF FAST ACT TO IJA

Year	National Highway Performance Program (EXISTING)	Surface Transportation Block Grant Program (EXISTING)	Highway Safety Improvement Program (EXISTING)	Railroad-Highways Crossings Program (EXISTING)	CMAQ Program (EXISTING)	Metropolitan Planning (EXISTING)	National Highway Freight Program (EXISTING)	Carbon Reduction Program (NEW)	PROTECT Formula Program (NEW)	Bridge Formula Program (NEW)	National Electric Vehicle Infrastructure Program (NEW)	Apportioned Total
2021 (FAST Act)	\$797,711,524	\$399,167,860	\$78,486,589	\$8,819,877	\$72,409,836	\$8,327,758	\$48,592,911	\$-	\$-	\$-	\$-	\$1,413,516,355
2022 (IJA)	\$934,385,165	\$454,565,756	\$97,096,434	\$8,853,916	\$74,035,444	\$10,249,530	\$44,779,463	\$40,532,113	\$46,087,917	\$45,000,000	\$19,978,342	\$1,775,564,080
Absolute Change	\$136,673,641	\$55,397,896	\$18,609,845	\$34,039	\$1,625,608	\$1,921,772	\$(3,813,448)	\$40,532,113	\$46,087,917	\$45,000,000	\$19,978,342	\$362,047,725
Percentage Change	17.1%	13.9%	23.7%	0.4%	2.2%	23.1%	-7.8%	n/a	n/a	n/a	n/a	+25.6%

* Major FHWA formula programs relevant to the Atlanta region based on December 14, 2021, January 15, 2022 and February 10, 2022 apportionment tables; does not include all formula programs contained in IJA



National Formula Program Apportionments (FTA)

COMPARISON OF FAST ACT TO IIJA

	2021	2022	2023	2024	2025	2026	Total IIJA 2022-2026
Urbanized Area Formula Program (5307/5340)	\$5.46B	\$6.96B	\$7.11B	\$7.29B	\$7.44B	\$7.63B	\$36.4B
Enhanced Mobility of Seniors and Individuals with Disabilities Formula Program (5310)	\$293M	\$421M	\$429M	\$439M	\$447M	\$457M	\$2.2B
State of Good Repair Formula Program (5337)	\$2.71B	\$4.41B	\$4.48B	\$4.58B	\$4.65B	\$4.74B	\$22.9B
Bus and Bus Facilities Formula Program (5339)	\$593M	\$604M	\$617M	\$633M	\$646M	\$662M	\$3.2B
Metropolitan Transportation Program (5303)	\$107M	\$185M	\$189M	\$193M	\$197M	\$202M	\$1.0B

FAST

IIJA

+43.4%

*Annual IIJA
average compared
to 2021*

* Major FTA formula programs based on initial ARC staff review of legislation; does not include all formula programs contained in IIJA



FHWA Discretionary Grant Programs

SELECTED PRE-EXISTING PROGRAMS - COMPARISON OF FAST ACT TO IIJA

	2021	2022	2023	2024	2025	2026	Total IIJA 2022-2026
Nationally Significant Freight and Highway Projects (INFRA)	\$1B	\$1.640B	\$1.640B	\$1.640B	\$1.540B	\$1.540B	\$8B
Local and Regional Project Assistance (RAISE, BUILD, TIGER)	\$1B	\$1.5B	\$1.5B	\$1.5B	\$1.5B	\$1.5B	\$7.5B
Nationally Significant Federal Lands & Tribal Projects	\$100M	\$55M	\$55M	\$55M	\$55M	\$55M	\$275M

FAST

IIJA

* Major pre-existing FHWA discretionary programs relevant to the Atlanta region based on initial ARC staff review of legislation; does not include all discretionary programs contained in IIJA



FHWA Discretionary Grant Programs (Part 1 of 2)

SELECTED NEW PROGRAMS

	2021	2022	2023	2024	2025	2026	Total IJJA 2022-2026
NEW Bridge Investment Program <i>Note: Formula program of the same name</i>	\$0.0	\$2.45B	\$2.49B	\$2.50B	\$2.52B	\$2.55B	\$12.5B
NEW Charging & Fueling Infrastructure	\$0.0	\$300M	\$400M	\$500M	\$600M	\$700M	\$2.5B
NEW Rural Surface Transportation Program	\$0.0	\$300M	\$350M	\$400M	\$450M	\$500M	\$2B
NEW Promoting Resilient Operations for Transformative, Efficient, and Cost-Saving Transportation (PROTECT)	\$0.0	\$250M	\$250M	\$300M	\$300M	\$300M	\$1.4B
NEW Reconnecting Communities Pilot Program	\$0.0	\$195M	\$198M	\$200M	\$202M	\$205M	\$1B

FAST

IJJA

* Major new FHWA discretionary programs relevant to the Atlanta region based on initial ARC staff review of legislation; does not include all discretionary programs contained in IJJA



FHWA Discretionary Grant Programs (Part 2 of 2)

SELECTED NEW PROGRAMS

	2021	2022	2023	2024	2025	2026	Total IJJA 2022-2026
NEW Strengthening Mobility and Revolutionizing Transportation (SMART) Grant Program	\$0.0	\$100M	\$100M	\$100M	\$100M	\$100M	\$500M
NEW Healthy Streets Program	\$0.0	\$100M	\$100M	\$100M	\$100M	\$100M	\$500M
NEW National Electric Vehicle Infrastructure Program <i>Note: Setaside under formula program of same name</i>	\$0.0	\$100M	\$100M	\$100M	\$100M	\$100M	\$500M
NEW Wildlife Crossings Pilot Program	\$0.0	\$60M	\$65M	\$70M	\$75M	\$80M	\$350M
NEW Congestion Relief Program	\$0.0	\$50M	\$50M	\$50M	\$50M	\$50M	\$250M
NEW Prioritization Process Pilot Program	\$0.0	\$10M	\$10M	\$10M	\$10M	\$10M	\$50M

FAST

IJJA

* Major new FHWA discretionary programs relevant to the Atlanta region based on initial ARC staff review of legislation; does not include all discretionary programs contained in IJJA



FTA Discretionary Funding Programs

SELECTED PRE-EXISTING PROGRAMS - COMPARISON OF FAST ACT TO IIJA

	2021	2022	2023	2024	2025	2026	Total IIJA 2022-2026
Capital Investment Grants Discretionary Program	\$2.1B	\$4.6B	\$4.6B	\$4.6B	\$4.6B	\$4.6B	\$23.0B
Low or No Emission Bus Grants	\$180M	\$1.1B	\$1.1B	\$1.1B	\$1.1B	\$1.1B	\$5.6B
Bus and Bus Facilities Discretionary Program	\$410M	\$447M	\$457M	\$469M	\$478M	\$490M	\$2.3B

FAST

IIJA

* Major pre-existing FTA discretionary programs relevant to the Atlanta region based on initial ARC staff review of legislation; does not include all discretionary programs contained in IIJA



FTA Discretionary Funding Programs

SELECTED NEW PROGRAMS

	2021	2022	2023	2024	2025	2026	Total IJJA 2022-2026
NEW Rail Vehicle Replacement Program	\$0.0	\$300M	\$300M	\$300M	\$300M	\$300M	\$1.5B

FAST **IJJA**

* Major new FTA discretionary programs relevant to the Atlanta region based on initial ARC staff review of legislation; does not include all discretionary programs contained in IJJA



FHWA/FTA Discretionary Grant Programs

NEW PROGRAMS - COMPARISON OF FAST ACT TO IIJA

	2021	2022	2023	2024	2025	2026	Total IIJA 2022-2026
NEW National Infrastructure Project Assistance	\$0.0	\$1B	\$1B	\$1B	\$1B	\$1B	\$5B
NEW Safe Streets and Roads for All	\$0.0	\$1B	\$1B	\$1B	\$1B	\$1B	\$5B
NEW National Culvert Removal, Replacement and Restoration	\$0.0	\$200M	\$200M	\$200M	\$200M	\$200M	\$1B
NEW Strengthening Mobility and Revolutionizing Transportation (SMART) Grants	\$0.0	\$100M	\$100M	\$100M	\$100M	\$100M	\$500M

FAST



IIJA

* Major new multi-agency discretionary programs relevant to the Atlanta region based on initial ARC staff review of legislation; does not include all discretionary programs contained in IIJA



Relevant Programs with a Climate Change Emphasis

SELECTED PROGRAMS – TOTAL AMOUNTS FY 2022-2026



\$13.2B

Congestion Mitigation & Air Quality Program

\$8.7B

PROTECT Formula/Grant Programs

\$7.5B

Charging & Fueling Infrastructure Formula/Grant Programs

\$6.4B

Carbon Reduction Program

\$5.6B

Low or No Emission Bus Grants

\$500M

Healthy Streets Program

* Key programs based on initial ARC staff review of legislation; may not be comprehensive



Important Actions for Local Governments to Follow in Seeking Future IJA Funding Opportunities

- This will be Federal funding: Follow the Federal transportation process in project development (Do you have a plan? Have you done engineering yet? Have you consulted with the public? What is the match source?)
- Familiarize yourself with the new programs to understand if there may be a match for a critical need. ARC can help with questions.

(Summary) <https://www.whitehouse.gov/wp-content/uploads/2022/01/BIL-Factsheet-Local-Competitive-Funding.pdf>

(Detailed) https://www.whitehouse.gov/wp-content/uploads/2022/01/BUILDING-A-BETTER-AMERICA_FINAL.pdf

(Excel) https://www.whitehouse.gov/wp-content/uploads/2022/01/GuideBookDataset_FINAL.xlsx



Important: To take advantage of future opportunities, it will be critical to strengthen local grant writing capacity. Many of the new funding sources will be in the form of competitive grants administered by USDOT.





FOR ADDITIONAL INFORMATION

John Orr

jorr@atlantaregional.org

