

Infrastructure Investment and Jobs Act (IIJA)

**Transportation Coordinating Committee
December 10, 2021**



IIJA Background

- **August 10, 2021** – 19 Republicans and 50 Democrats in the U.S. Senate overwhelmingly pass the \$1.2 trillion Infrastructure Investment and Jobs Act (IIJA)
- **November 5, 2021** – 13 Republicans and 215 Democrats in the U.S. House of Representatives pass the IIJA without amendment
- **November 15, 2021** – President Biden signs the IIJA into law PL 117-58



IIJA Guaranteed Transportation Funding

IIJA Guaranteed Transportation Funding (HTF + Advanced Appropriations) over 5 years	Amount
HTF Baseline Funding [Last year of the FAST Act \$58.7B x 5 years]	\$293.5B
New IIJA spending	\$274.0B
TOTAL	\$567.5B




Guaranteed Funding by Agency and Mode

Total Guaranteed Funding by Agency/Mode (totals rounded)

	2021 (FAST Act)	2022	2023	2024	2025	2026	Total IJJA
FHWA/Highways	\$49B	\$68B	\$69B	\$70B	\$72B	\$73B	\$351.3B
NHTSA/Safety	\$1B	\$1B	\$1B	\$1B	\$1B	\$1B	\$6.7B
FMCSA/Safety	\$676M	\$1B	\$1B	\$1B	\$1B	\$1B	\$5.1B
FTA/Transit	\$13B	\$18B	\$18B	\$18.8B	\$19B	\$19B	\$91.1B
Office of the Secretary (Grant Programs)		\$4B	\$4B	\$4B	\$4B	\$4B	\$19.2B
FRA/Rail	\$3B	\$13B	\$13B	\$13B	\$13B	\$13B	\$66B
FAA/Airports	NA	\$5B	\$5B	\$5B	\$5B	\$5B	\$25B
MARAD/Ports	NA	\$675M	\$650M	\$650M	\$650M	\$650M	\$3B
PHMSA/Pipeline Safety							
TOTAL	\$67B	\$110B	\$112B	\$115B	\$115B	\$117B	\$567.5B



IJA Key MPO Policy Changes



- When designating officials or representatives, MPOs shall consider the equitable and proportional representation of the population in the metro planning area.



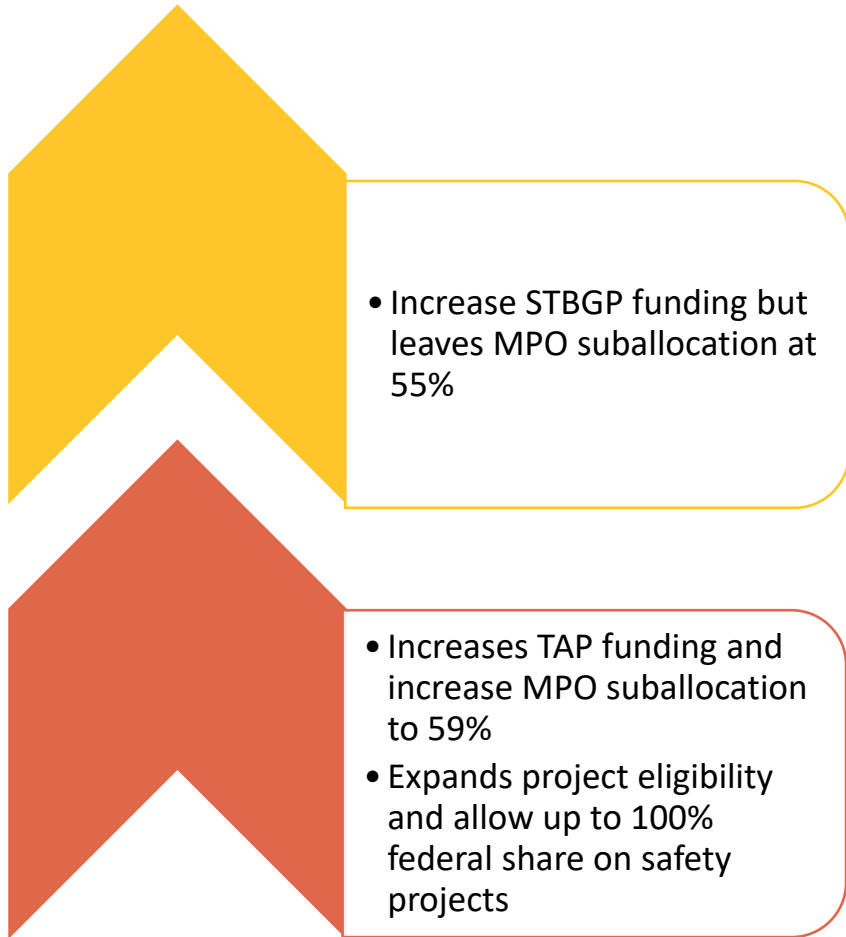
- MPOs designated in the same urbanized area shall ensure, to the maximum extent practicable, the consistency of any data used in the planning process but does not require MPOs to jointly develop planning documents.



- Encourages stronger coordination with housing officials and permits development of a Housing Coordination Plan



IJA Key MPO Policy Changes



- MPOs (and states) are required to use 2.5 percent of their PL (and SPR) funds to carry out activities associated with Complete Streets.
- Increases the maximum number of highway miles a state may designate as critical urban freight corridors (urban designation increase from 75 miles to 150 miles).
- Expands eligibility under CMAQ to include shared micromobility projects and clarifies eligibility of clean fuel vehicle replacement programs.

MPO Funding and Related Programs

MPO Highway PL Funding

2021 (FAST Act)	2022	2023	2024	2025	2026
\$358M	\$438M (+22%)	\$447M	\$456M	\$465M	\$474M (+32%)

MPO Transit PL Funding

2021 (FAST Act)	2022	2023	2024	2025	2026
\$107M	\$184.6M (+73%)	\$188.5M	\$193.4M	\$197.4M	\$202.4M (+89%)



MPO Programmed Funds

Surface Transportation Block Grant Program

2021 (FAST Act)	2022	2023	2024	2025	2026
\$11.228 B	\$13.835B (+23%)	\$14.112B	\$14.394B	\$14.7B	\$15B (+34%)

Transportation Alternatives Program (set-aside from STBGP)

2021 (FAST Act)	2022	2023	2024	2025	2026
\$850M	\$1.384B (+63%)	\$1.411B	\$1.439B	\$1.468B	\$1.498B (+76%)



MPO Programmed Funds

Congestion Mitigation and Air Quality Program (CMAQ)

2021 (FAST Act)	2022	2023	2024	2025	2026
\$2.494B	\$2.537B (+2%)	\$2.587B	\$2.639B	\$2.692B	\$2.746B (+10%)



New Highway Formula Programs

	2022	2023	2024	2025	2026	Total IJA
Carbon Reduction Program	\$1.2B	\$1.3B	\$1.3B	\$1.3B	\$1.3B	\$6.4B
PROTECT (Resiliency)	\$1.4B	\$1.4B	\$1.5B	\$1.5B	\$1.5B	\$7.3B
Bridge Program	\$5.5B	\$5.5B	\$5.5B	\$5.5B	\$5.5B	\$27.5B
Electric Vehicle Program	\$1.0B	\$1.0B	\$1.0B	\$1.0B	\$1.0B	\$5.0B



Georgia Statewide FY 2022 Apportionments (est.*)

Year	National Highway Performance Program	Surface Transportation Block Grant Program	Highway Safety Improvement Program	Railroad-Highways Crossings Program	CMAQ Program	Metropolitan Planning	National Highway Freight Program	Carbon Reduction Program	PROTECT Formula Program	Apportioned Total
2021 (FAST Act)	\$797,711,524	\$399,167,860	\$78,486,589	\$8,819,877	\$72,409,836	\$8,327,758	\$48,592,911	\$-	\$-	\$1,413,516,355
2022 (IIJA)	\$934,385,165	\$454,565,756	\$97,096,434	\$8,853,916	\$74,035,444	\$10,249,530	\$44,779,463	\$40,532,113	\$46,087,917	\$1,710,585,738
Actual Change	\$136,673,641	\$55,397,896	\$18,609,845	\$34,039	\$1,625,608	\$1,921,772	\$(3,813,448)	\$40,532,113	\$46,087,917	\$297,069,383
% Change	17.1%	13.9%	23.7%	0.4%	2.2%	23.1%	-7.8%	n/a	n/a	21.0%

* Based on preliminary independent analyses; official apportionment tables not yet released by USDOT



FHWA Discretionary Grant Programs (1 of 2)

Highway Grant Programs (HTF + Advanced Appropriations) – Guaranteed Funding							
<i>* Select programs listed.</i>	2021	2022	2023	2024	2025	2026	Total IJA 2022-2026
NEW Bridge Investment Program	\$0.0	\$2.447B	\$2.487B	\$2.497B	\$2.522B	\$2.547B	\$12.5B
NEW Congestion Relief	\$0.0	\$50M	\$50M	\$50M	\$50M	\$50M	\$250M
NEW Charging & Refueling	\$0.0	\$300M	\$400M	\$500M	\$600M	\$700M	\$2.5B
NEW Rural Surface Transportation Program	\$0.0	\$300M	\$350M	\$400M	\$450M	\$500M	\$2B
NEW PROTECT (Resiliency)	\$0.0	\$250M	\$250M	\$300M	\$300M	\$300M	\$1.4B
NEW Reduce Truck Emissions at Ports	\$0.0	\$80M	\$80M	\$80M	\$80M	\$80M	\$400M
Nationally Significant Federal Lands & Tribal Projects	\$100M	\$55M	\$55M	\$55M	\$55M	\$55M	\$275M
INFRA Grants	\$1B	\$1.640B	\$1.640B	\$1.640B	\$1.540B	\$1.540B	\$8B



FHWA Discretionary Grant Programs (2 of 2)

Highway Grant Programs (HTF + Advanced Appropriations) – Guaranteed Funding

<i>* Select programs listed.</i>	2021	2022	2023	2024	2025	2026	Total IJA 2022-2026
NEW National Infrastructure Project Assistance	\$0.0	\$1B	\$1B	\$1B	\$1B	\$1B	\$5B
Local and Regional Project Assistance (RAISE, BUILD, TIGER)	\$1B	\$1.5B	\$1.5B	\$1.5B	\$1.5B	\$1.5B	\$7.5B
NEW Safe Streets Program	\$0.0	\$1B	\$1B	\$1B	\$1B	\$1B	\$5B
NEW Strengthening Mobility and Revolutionizing Transportation (SMART) Grant Program	\$0.0	\$100M	\$100M	\$100M	\$100M	\$100M	\$500M
NEW Wildlife Crossings Pilot Program	\$0.0	\$10M	\$10M	\$10M	\$10M	\$10M	\$50M
NEW Reconnecting Communities Pilot Program	\$0.0	\$195M	\$198M	\$200M	\$202M	\$205M	\$1B
Appalachian Development Highway System	\$100M	\$250M	\$250M	\$250M	\$250M	\$250M	\$1.250B
NEW Prioritization Pilot Program	\$0.0	\$10M	\$10M	\$10M	\$10M	\$10M	\$50M
NEW Healthy Streets Program	\$0.0	\$100M	\$100M	\$100M	\$100M	\$100M	\$500M



Key Climate Programs and Funding



\$5.0B

- Investment in low or no emission buses and facilities

\$2.5B

- Charging & fueling infrastructure grants

\$250M

- Reduction of truck emissions at port facilities

\$6.4B

- Carbon Reduction Formula Program

\$8.7B

- PROTECT Formula/Grant Program

\$500M

- Healthy Streets Program



Existing FTA Funding Programs (selected)

	2021	2022	2023	2024	2025	2026	Total IJA 2022-2026
Urbanized Area Formula Program (5307/5340)	\$5.46B	\$6.96B	\$7.11B	\$7.29B	\$7.44B	\$7.63B	\$36.4B
Enhanced Mobility of Seniors and Individuals with Disabilities (5310)	\$293M	\$421M	\$429M	\$439M	\$447M	\$457M	\$2.2B
State of Good Repair Formula Program (5337)	\$2.71B	\$4.41B	\$4.48B	\$4.58B	\$4.65B	\$4.74B	\$22.9B
Bus and Bus Facilities Formula Program (5339)	\$593M	\$604M	\$617M	\$633M	\$646M	\$662M	\$3.2B
Capital Investment Grants Discretionary Program	\$2.1B	\$4.6B	\$4.6B	\$4.6B	\$4.6B	\$4.6B	\$23.0B



New FTA Funding Programs

	2021	2022	2023	2024	2025	2026	Total IIJA
All Stations Accessibility Program (Upgrades to Legacy Fixed Guideway Assets)	\$0.0	\$350M	\$350M	\$350M	\$350M	\$350M	\$1.75B
FTA Electric or Low-Emission Ferry Program	\$0.0	\$50M	\$50M	\$50M	\$50M	\$50M	\$250M
Ferry Service for Rural Communities	\$0.0	\$200M	\$200M	\$200M	\$200M	\$200M	\$1.00B




Georgia Statewide FY 2022 Apportionments (est.*)

	2021	2022	2023	2024	2025	2026	Total IJA
All FTA Formula Programs	\$204.0M	\$280.9M (+38%)	\$286.5M	\$293.6M	\$299.4M	\$306.6M (+50%)	\$1.47B

** Based on preliminary independent analyses; official apportionment tables not yet released by USDOT*



Key Rail Programs and Funding



\$22B

Amtrak-related Infrastructure

\$36B

Intercity Passenger Rail (\$24B Eligible for NEC Use)

\$3B

Railroad Crossing Elimination

\$5B

Consolidated Rail Infrastructure & Safety Improvements (CRISI)




Key Aviation Programs and Funding

\$25 billion dedicated to investments
in airport infrastructure

\$5B for FAA
Facilities and
Equipment

\$15B for
Airport
Improvement
Program
(Formula)

NEW **\$5B** for
Airport
Terminal
Program
(Grants)



Key Equity Programs and Funding

Throughout the IJA, the policy directs investments to communities that have too often been left behind

The bill dedicates funds in formula & grant programs for underserved communities and disadvantaged areas

Establishes a Reconnecting Communities Pilot Program, providing \$1B over 5 years for projects to restore community connectivity

Justice40 Initiative created via EO 14008 will be implemented through the IJA



Key Broadband Programs and Funding

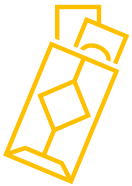
\$65B for Broadband Infrastructure



\$42.5B Formula-based grant program for broadband deployment



Minimum download/upload build standard of 100/20 megabits per second



10% Set-aside for high-cost areas




Key Water Infrastructure Programs and Funding



Water infrastructure investments over 5 years

\$35B



Drinking Water and Clean Water State
Revolving Funds (SRFs) over 5 years

\$13.8B



Resources

[Bill Text](#)

[IIJA State Level Fact Sheet for Georgia](#)

[FHWA Program Authorizations \(National Level\)](#)

[FTA Program Fact Sheets \(National Level\)](#)

