

CITY OF ATLANTA



DEPARTMENT OF TRANSPORTATION

Andre Dickens, Mayor, City of Atlanta

Marsha Anderson Bomar, Interim Commissioner, ATLDOT

ARC Regional Safety Task Force
Betty Smoot-Madison, Mobility Planning Director

Agenda

How we Started

How we're Doing

Where we're Headed

Agenda

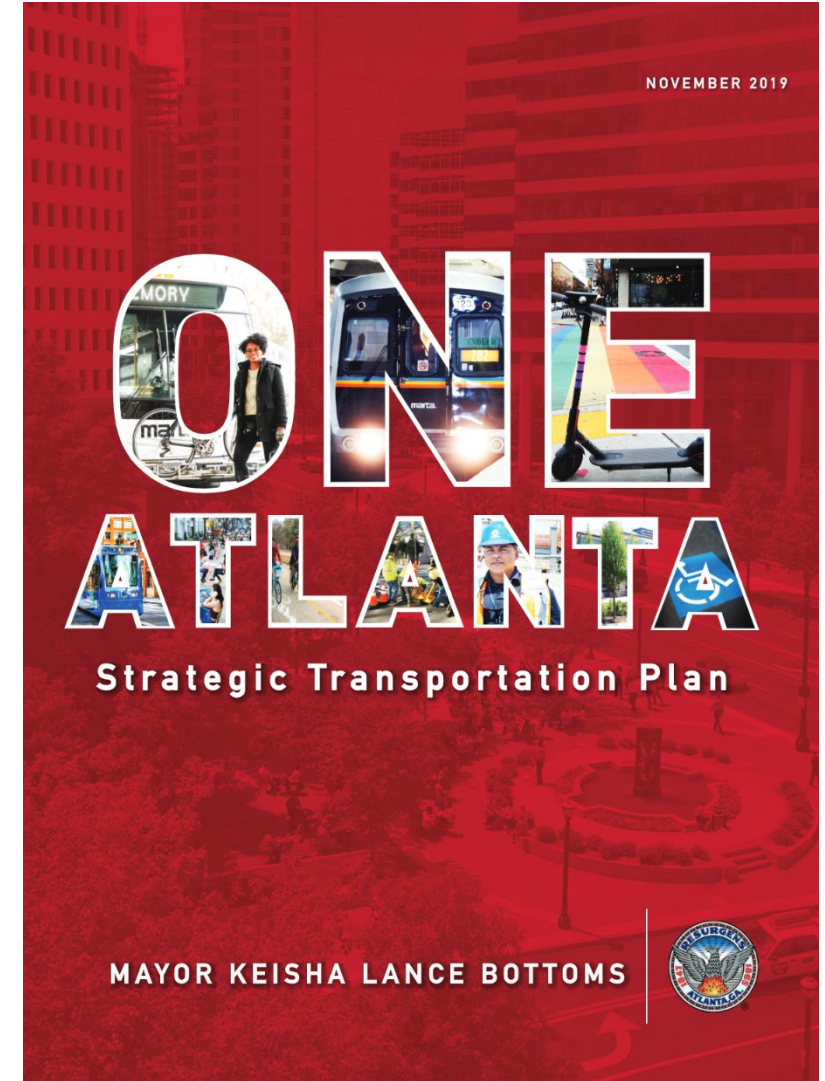
How we Started

How we're Doing

Where we're Headed

ATLDOT Background

- Formed in 2020 as a result of years of disjointed transportation planning, priorities and project delivery
- OASTP established transportation priorities, goals and specific multi-year actions
- Adopted Vision Zero as official roadway safety program, which included 25 mph default speed limits and adopted NACTO's Urban Street Design Guides



Traffic death rates in Atlanta for both drivers and pedestrians are three times higher than in peer cities like Seattle, Minneapolis and Boston

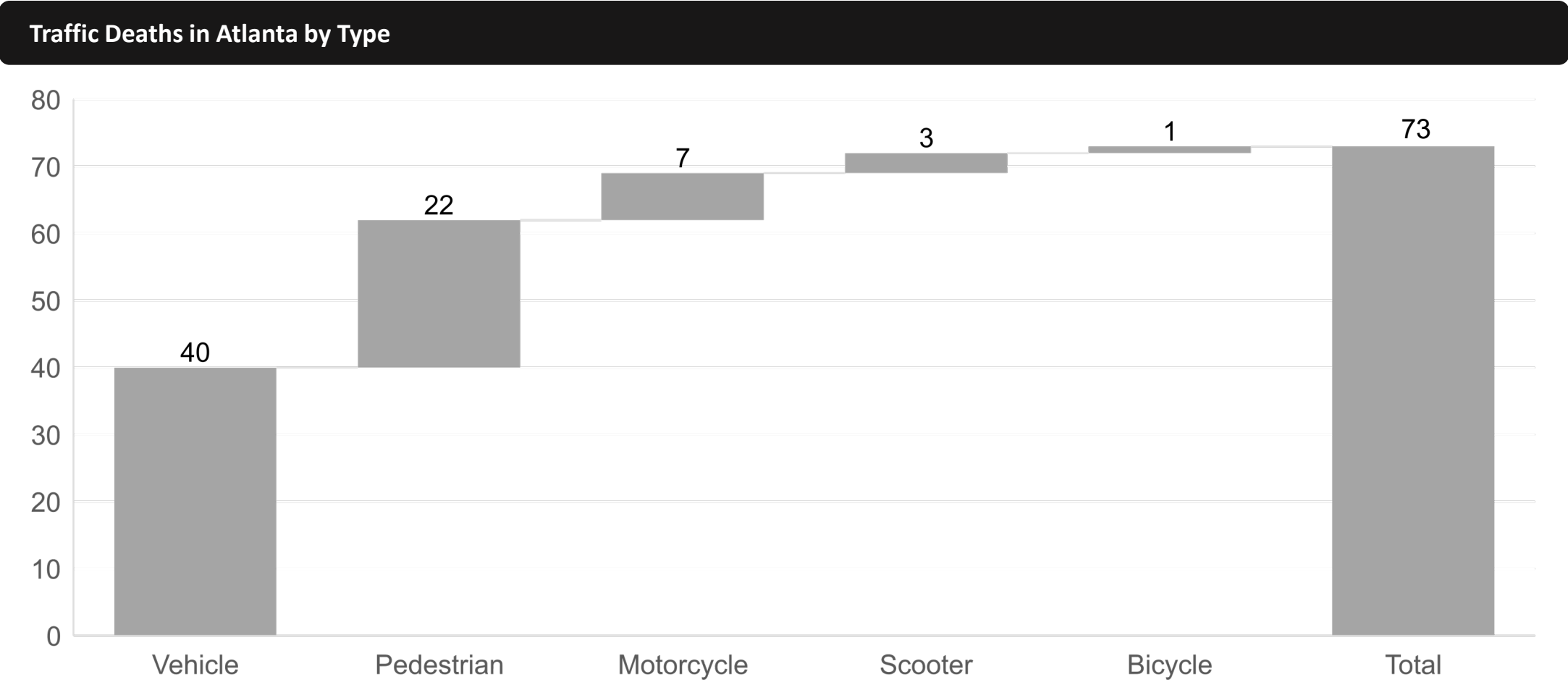
Collision Death Rates per 100,000 Population (2017)

Area	Total Deaths	Pedestrians Deaths
Dallas	14.47	3.88
Atlanta	11.31	4.32
Austin	8.41	2.42
Philadelphia	5.95	2.34
Chicago	5.41	1.51
San Diego	5.31	2.18
Washington DC	4.47	1.59
Seattle	4.14	1.66
Minneapolis	4.03	0.95
Boston	3.80	1.61
New York	2.40	1.10

3x higher than peer cities Seattle, Minneapolis and Boston

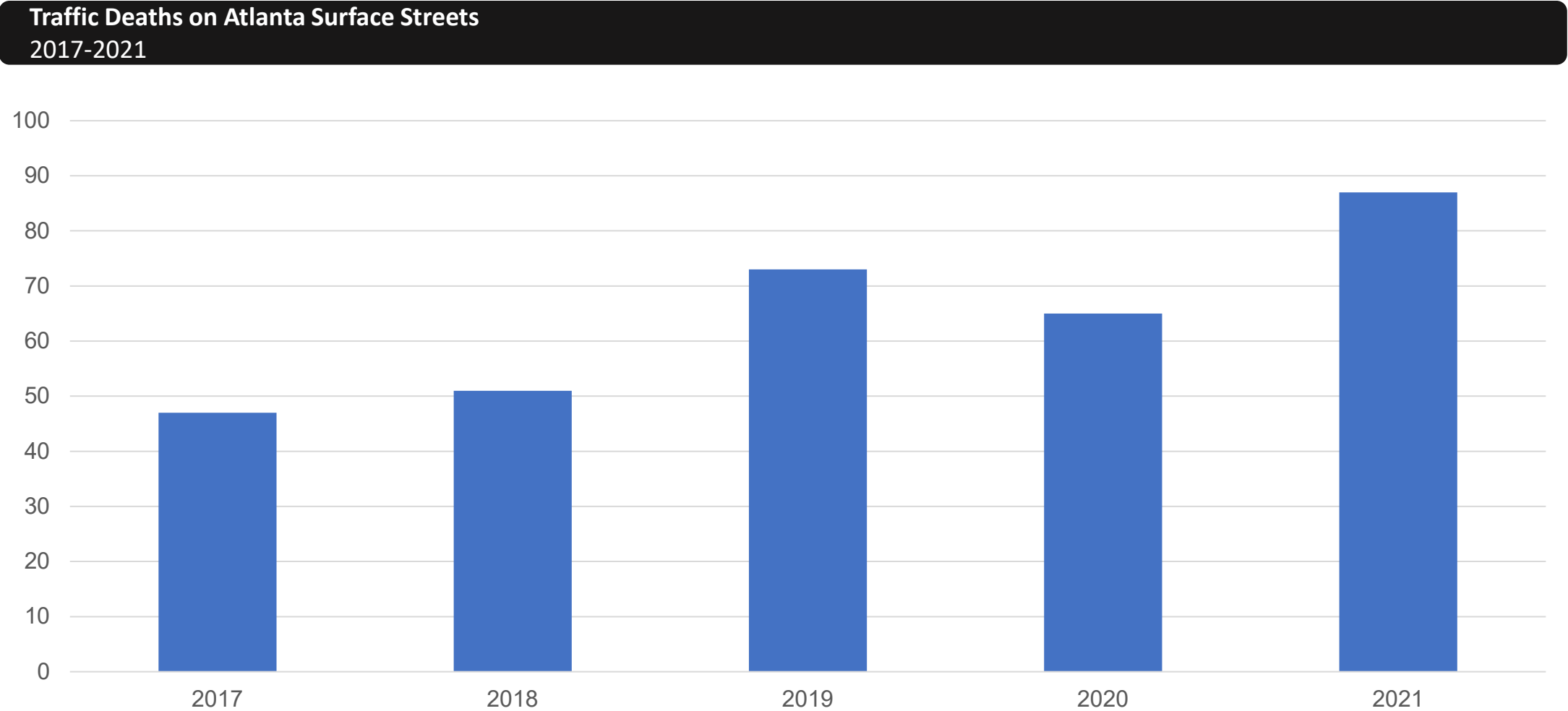
Source: US Department of Transportation, Traffic Safety Facts 2017: A Compilation of Motor Vehicle Crash Data

In 2019 alone, 73 people died on Atlanta’s streets including 22 pedestrians, 3 scooter riders and a cyclist



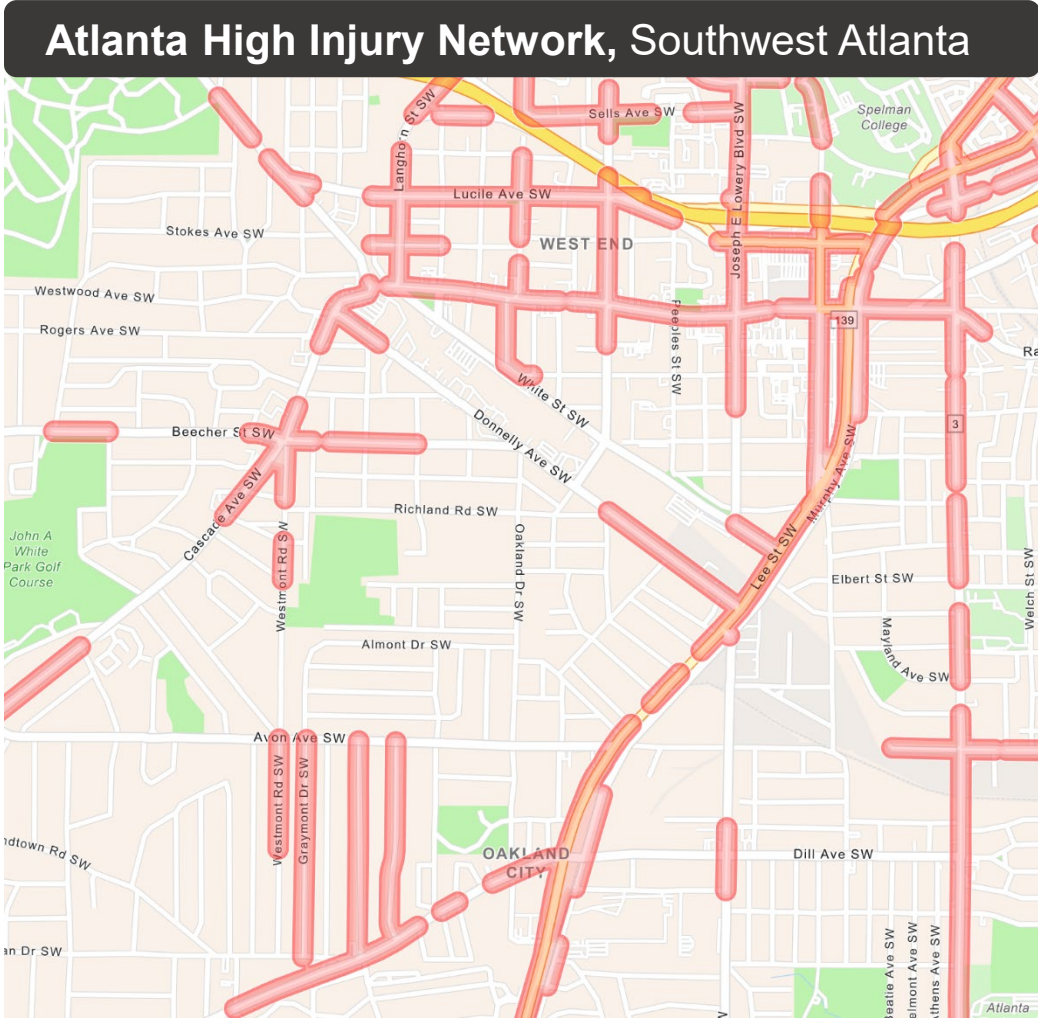
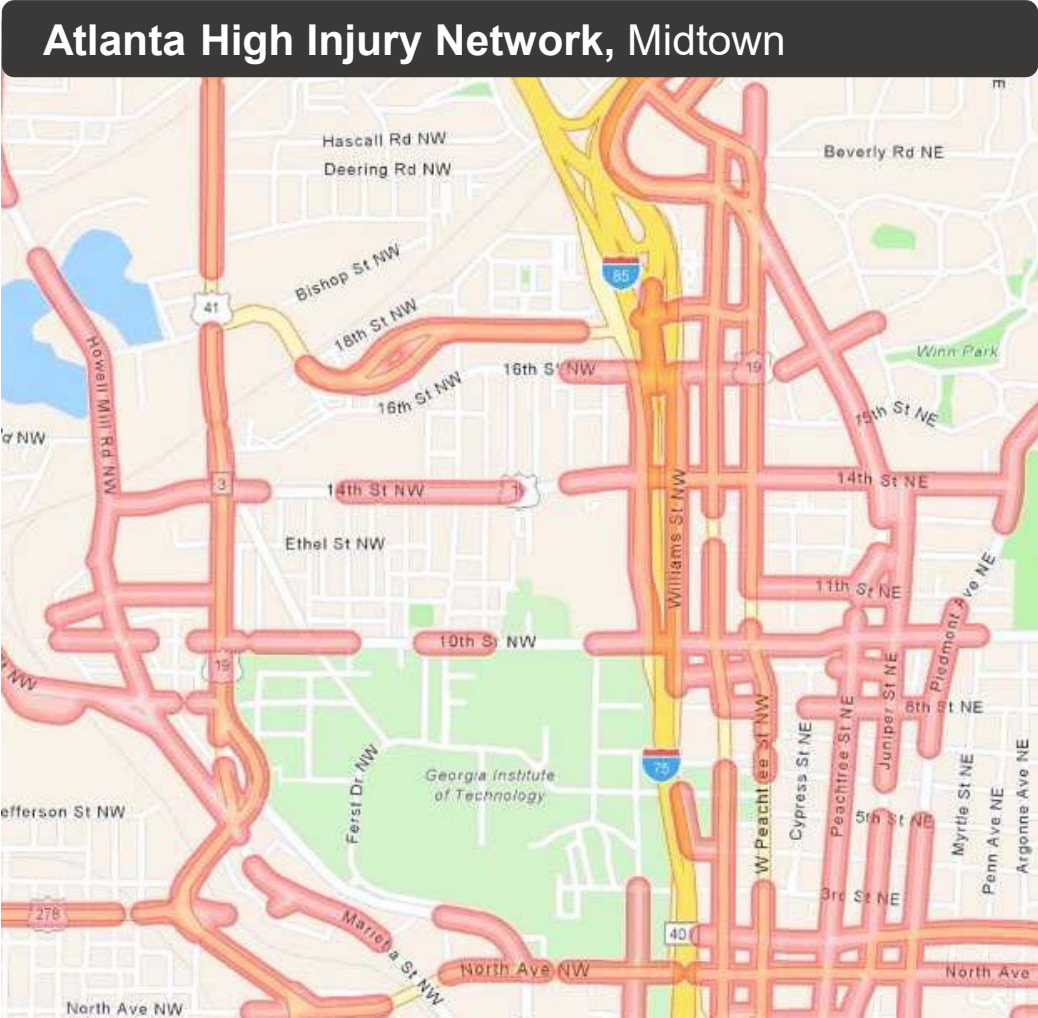
Source: APD

Atlanta's annual traffic deaths have increased by 85% since 2017



Source: APD

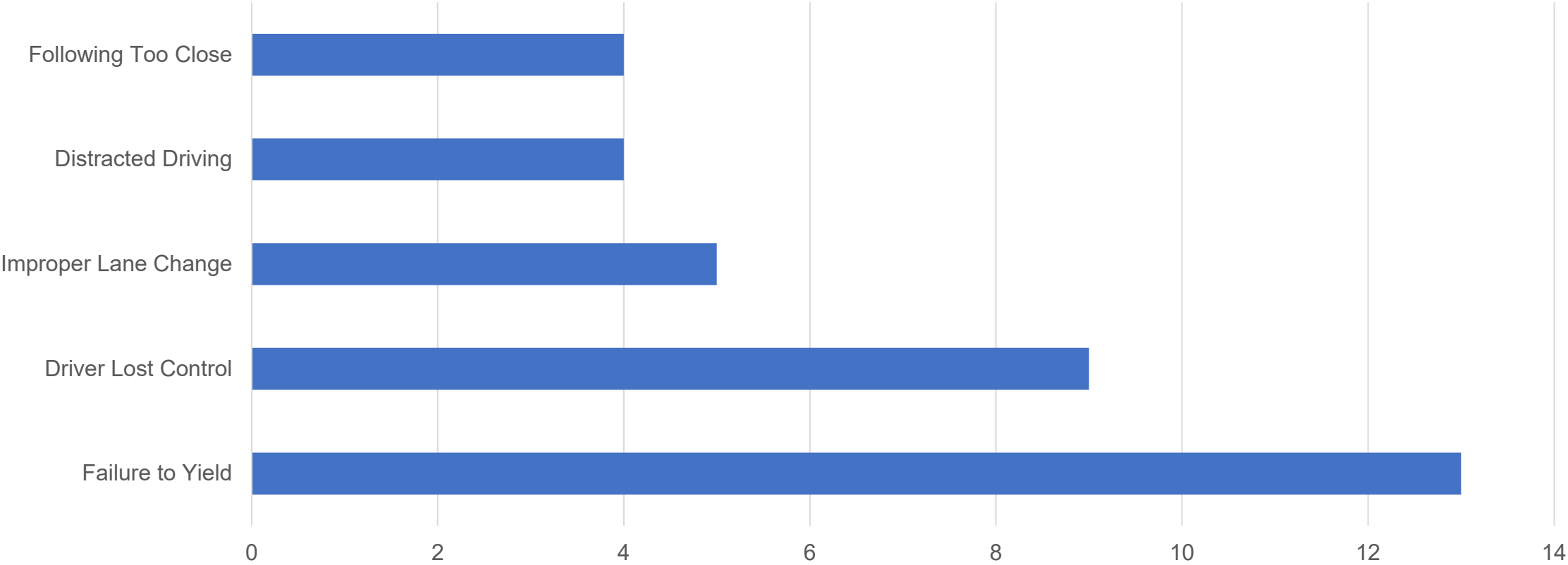
72% of Atlanta’s traffic deaths and 42% of traffic injuries occur on only 6% of the city’s streets. We call this Atlanta’s High-Injury Network.



Source: ATLDOT Analysis

The factors that most contribute to severe traffic crashes are primarily related to high speeds

Top 5 Contributing Factors to Severe Traffic Crashes
% of severe traffic crashes between 2013-2018 in which the factor contributed



Source: ATLDOT Analysis

Agenda

How we Started

How we're Doing

Where we're Headed

ATLDOT Goals at a Glance

These are the overall goals from the
One Atlanta Strategic Transportation Plan

1

**To achieve Vision Zero,
by reducing crashes and
eliminating severe and
fatal crashes on city
streets**

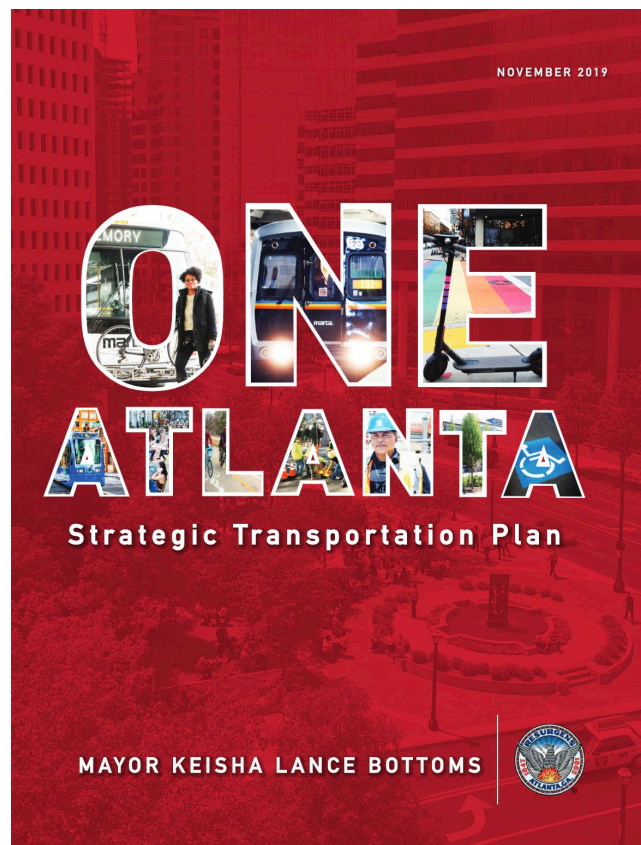
2

**Take every opportunity to
make Atlanta's streets
safer**

3

**Make walking, bicycling
and micromobility safe
transportation options for
more Atlantans**

Vision Zero Now



Incorporating Safety Improvements in Maintenance and Resurfacing

Leveraging opportunities, such as resurfacing projects to get safety improvements on the ground

LMIG – Annual resurfacing of local streets

Atlanta Downtown Resurfacing Project



3.7+ miles

Estimated # of new protected bike facilities and making critical mobility connections.

Agenda

How we Started

How we're Doing

Where we're Headed

Mayor thanks Atlanta voters for approving \$750 million infrastructure package



by Collin Kelley

May 25, 2022

- Major \$450M TSPLOST and Bond Transportation Infrastructure Investment Package that includes:
 - Delivery of nearly 35 miles of Safer Streets projects including protected bike lane infrastructure along major high injury network streets
 - Strategic traffic calming citywide



BRIDGES



MULTIPURPOSE
TRAILS



SAFE STREETS



SIDEWALKS



SIGNALS



STREET
REPAIRS

Thanks!

Contact Info:

Betty Smoot-Madison, Mobility Planning Director

Bsmoot-Madison@atlantaga.gov

ONE ATLANTA

